




January 2017 Early Literacy Calendar

Sunday	Monday	Tuesday	Wednesday	Thursday	Friday	Saturday
1 PLAY	2 ART	3 READ	4 SCIENCE	5 WRITE	6 MATH	7 TALK
Make a fort with blankets.	Cut snowflakes from coffee filters folded into 1/4s or 1/8s.	Read <i>Not a Box</i> by Antoinette Portis. Imagine your box is ...	Look for tracks in the snow, then talk about what or who made them.	Write a thank you card to someone.	Count how many articles of clothing you are wearing to go outside.	Draw a snowman and talk about the shapes you used.
8 WRITE	9 SING	10 PLAY	11 MATH	12 READ	13 TALK	14
Make a list of places you want to go this year.	Sing "Pop Goes the Weasel."	Build something with blocks.	Count all the gloves and mittens in your house.	Read a book under a table.	Look out a window and name the birds you see.	Visit the Library!
15 MATH	16 PLAY	17 ART	18 SING	19 SCIENCE	20 TALK	21 PLAY
Count to 100 using beans or toothpicks.	Cut out footprints and make different paths to follow around your house.	Color a picture for someone. Write your name on it.	Sing "Down By the Station" and make train sounds.	Put some water outside in a plastic container and see how long it takes to freeze.	Clap out the syllables of the names of things around your living room.	Make funny faces together/scary faces/happy faces/sad faces.
22 SING	23 READ	24 PLAY	25 MATH	26 PLAY	27 SCIENCE	28
Sing "Twinkle, Twinkle Little Star" and look for stars in the night sky.	Snuggle up and read a book under a blanket.	Have an indoor picnic.	Play matching games or Memory with a deck of cards.	Play "what's in my pocket" by taking turns putting objects in a pocket and guessing what's inside.	Catch snowflakes on your tongue. Catch snowflakes on a sheet of black paper and observe them.	Visit the Library!
29 READ	30 ART	31 PLAY		Helping your child get ready to read is easy! Just do one fun activity each day. Ask your children's librarian for more tips and ideas to promote pre-reading skills in your child. <i>This month is brought to you by YSS member Sarah Cournoyer, Assistant Director & Children's Librarian, Horicon Public Library, Horicon WI.</i>		
Read something by Rosemary Wells.	String a noodle necklace.	Put on some music and play "freeze dance."	 This is a project of the Youth Services Section (YSS) of the Wisconsin Library Association			




February 2017 Early Literacy Calendar

Sunday	Monday	Tuesday	Wednesday	Thursday	Friday	Saturday
<p style="text-align: center;">Helping your child get ready to read is easy! Just do one fun activity each day. Ask your children's librarian for more tips and ideas to promote pre-reading skills in your child.</p> <p style="text-align: center;"><i>This month is brought to you by YSS member Alison O'Brien, Assistant Director, Eager Free Public Library, Evansville WI.</i></p>			1 PLAY	2 WRITE	3 SING	4
			Dance the "Freeze Dance" - when you pause the music everyone freezes until the music starts again.	Write a grocery list together before you go shopping.	Sing a lullaby to your favorite toy	Visit the Library!
5 SING	6 PLAY	7 TALK	8 SCIENCE	9 READ	10 WRITE	11 MATH
Sing "The Ants go Marching" and march around the house.	Pack up your lunch and have an indoor picnic in your living room.	Talk about something that made you happy today.	Create shadows on the wall with a flashlight.	Read a book about summertime. How does it compare to winter?	Practice writing your name in the snow.	Make different shapes using playdoh.
12 PLAY	13 MATH	14 TALK	15 SING	16 SCIENCE	17 WRITE	18
Act like different animals - Can you slither like a snake? Hop like a bunny? Stomp like a dinosaur?	Sort the laundry together: by color, by type, by who it belongs to. Ask which piles are the biggest? Smallest?	Look at photos of your family and friends and talk about memories you have with them.	Sing and dance to "The Wheels on the Bus"	Finger paint with primary colors and see how the colors change when mixed.	Make an alphabet book with one letter on each page. Draw or paste pictures of things that start with that letter.	Visit the Library!
19 MATH	20 SCIENCE	21 READ	22 PLAY	23 TALK	24 WRITE	25 SING
Try building as tall of a tower as you can with household items (cups, paper, shoes, etc.)	Bake muffins together and talk about what you measure and mix.	Read the labels on items in your house.	Get out your pots and pans and pretend to cook together.	Ask your librarian for help finding a book with no words. When you read it, talk about what you see in the pictures.	Make a card for someone you love.	Make up a silly song about what you ate for breakfast.
26 READ	27 SCIENCE	28 MATH				
Read a book with your favorite animal in it.	Guess how many steps it is from the front door to your mailbox. Then, walk, count and find out!	Use a timer for short activities to help you child develop a sense of time.		<p>This is a project of the Youth Services Section (YSS) of the Wisconsin Library Association</p>		


March 2017 Early Literacy Calendar

Sunday	Monday	Tuesday	Wednesday	Thursday	Friday	Saturday
<p>Helping your child get ready to read is easy! Just do one fun activity each day. Ask your children's librarian for more tips and ideas to promote pre-reading skills in your child.</p> <p><i>This month is brought to you by YSS member Katherine Schoofs, Youth Services Librarian/Assistant Director, Aram Public Library, Delavan WI.</i></p>			1 PLAY	2 WRITE	3 SING	4
			Crank up the tunes and have a dance party!	Practice writing your name!	Make up a silly song about your day!	Visit the Library!
5 SING	6 PLAY	7 READ	8 SCIENCE	9 READ	10 WRITE	11 MATH
Sing <i>Head, Shoulders, Knees, and Toes</i> and do the motions!	Spread out a blanket and have a picnic inside!	Choose a page from a book and try and find all the repeating words.	Visit the supermarket and go on a color quest in the produce section! Try and find all the colors of the rainbow.	Read a wordless picture book and let your child make up a story based on what they see.	Spray shaving cream into a cookie pan and have your child practice shapes and writing.	Count your fingers and toes. Now try counting them backwards!
12 PLAY	13 MATH	14 WRITE	15 SING	16 SCIENCE	17 READ	18
Finger paint!	Work on your child's fine motor skills by having them lace beads or cheerios onto string, counting as they go along.	Write a word and have your child make it plural by adding an "s" to the end. Try a few examples.	Sing <i>Down By the Bay</i> . Try adding extra verses using your own silly rhymes!	Try a fruit and/or veggie taste test! Talk about how things taste, smell, feel, sound when you bite them, etc...	Have your child pick their favorite book and point to the first letter of the words and have your child identify the letter.	Visit the Library!
19 MATH	20 PLAY	21 READ	22 SCIENCE	23 PLAY	24 WRITE	25 READ
Have your child help find matching pairs of socks on laundry day! How many pairs did you find?	Collect items from around your house and create a storytelling basket!	Read a book about farm animals. Make the noises!	Walk around your neighborhood talking about what you see, smell, hear, and touch.	Pull out a cardboard box (or a few) and just play! What could your box be? Use your imagination!	Play with magnetic letters! What words can you create?	Read a book by Mo Willems, using goofy voices for the different characters.
26 PLAY	27 SCIENCE	28 MATH	29 PLAY	30 TALK	31 READ	
Create your own instruments using materials around the house, like pots and pans!	Using a glass or jar of water, shaving cream, and food coloring, create a rain cloud!	Go on a shape scavenger hunt. How many triangles can you find?	Play animal charades!	When sitting down to read a book, talk about the title, the author, and the illustrator.	Snuggle up with your little one(s) and read one of your favorite books from childhood.	 <p>This is a project of the Youth Services Section (YSS) of the Wisconsin Library Association</p>

April 2017 Early Literacy Calendar

Sunday	Monday	Tuesday	Wednesday	Thursday	Friday	Saturday
<p style="text-align: center;">Helping your child get ready to read is easy! Just do one fun activity each day. Ask your children's librarian for more tips and ideas to promote pre-reading skills in your child.</p> <p style="text-align: center;"><i>This month is brought to you by YSS member Tiffani Roltgen, Youth Services Assistant II, Fitchburg Public Library, Fitchburg WI</i></p>			 <p style="font-size: small;">This is a project of the Youth Services Section (YSS) of the Wisconsin Library Association</p>			1 SCIENCE
2 SING	3 PLAY	4 SCIENCE	5 MATH	6 WRITE	7 READ	8
Sing a popular children's song while clapping to the beat.	Play "I Spy" with colors.	Talk about "signs of spring" and search for them on a walk.	Help prepare dinner by measuring and stirring.	Make a "summer dreams" list with fun activity ideas. 	Share a familiar fairy tale and think of alternate endings.	Visit the Library!
9 MATH	10 PLAY	11 SING	12 SCIENCE	13 MATH	14 SING	15 WRITE
Count the number of trees, cars, or other things spotted on a car ride.	Go on a texture hunt. How many different ones can you find?	Take turns reciting nursery rhymes until everyone runs out of ideas.	Talk about where all the foods on your plate came from.	Sort laundry into piles of similar items and colors.	Drop everything to sing and dance to your favorite song.	Find and trace the first letter of your name in 5 difference places.
16 WRITE	17 PLAY	18 MATH	19 SCIENCE	20 SING	21 READ	22 SCIENCE
Write down and use a "word of the day" in conversation.	Have a family tech-free night and play favorite card or board games.	Create a chart to track family statistics.	Name and point to as many body parts as you can in one minute.	Sing a familiar song in different musical styles.	Look at a map to locate your town, state, country, and continent.	
23 MATH	24 READ	24 PLAY	25 SCIENCE	26 READ	27 WRITE	28
How many triangles can you spot at the grocery store?	Check out a non-fiction book.	Role play a solution to a family or school problem.	Pop the hood of a car and ask for a tour of the parts.	Visit the library and check out a fairy tale book.	Make a thank you note for a service worker.	Visit the Library!
30 PLAY						
Pick-up Party!						


May 2017 Early Literacy Calendar

Sunday	Monday	Tuesday	Wednesday	Thursday	Friday	Saturday
	1 PLAY	2 WRITE	3 SING	4 TALK	5 MATH	6
 <p>This is a project of the Youth Services Section (YSS) of the Wisconsin Library Association</p>	Grab some boxes and pans and make your own band!	Make a shape with your body. Can you be a circle? How about a triangle? Ask a grownup to help!	Listen to the radio and sing along to a favorite song.	Talk about someone special in your life that you love.	Count all of the fingers and toes in your house.	Visit the Library!
	7 READ	8 SING	9 READ	10 WRITE	11 MATH	12 PLAY
Read a book about flowers.	Sing the silliest song you can think of. Make up your own if you need to!	Read a poem about nature.	How many circles can you find in your house? Try to find at least 5!	Take a walk outside and count how many flowers you see.	Boil some spaghetti noodles, let them cool, and then let your child play with them for a fun sensory experience.	Put crackers in a zipped baggie. Talk about how your stomach works while you crush up the contents with your hands!
14 PLAY	15 SING	16 SCIENCE	17 PLAY	18 READ	19 MATH	20 TALK
Take a paintbrush and water outside and "paint" the sidewalk.	Sing a song about lunch today!	Using baking soda and water, form an egg and hide something in the middle of the shape. Help your little one drip vinegar onto the egg until it "hatches."	Take some dried penne noodle and make a necklace with yarn. This helps develop your little one's hand and eye coordination.	Read a book that doesn't have any words.	Make a yummy treat, like cookies, and help measure out the ingredients.	Tell a story about a princess and a dragon.
21 WRITE	22 READ	23 TALK	24 WRITE	25 SING	26 PLAY	27
Use homemade or store bought play dough to make a robot. Working with playdough is a great way to build up hand muscles.	Read a story and then act it out!	Ask a grownup about what their favorite memory is.	Take an empty tissue box and fill it with scarves or scraps of fabric. Help your little one pull out all the pieces.	Sing <i>Rain Rain Go Away</i> , or <i>You are my Sunshine</i> depending on the weather today.	Have a dance party at home!	Visit the Library!
28 READ	29 TALK	30 SING	31 MATH	<p>Helping your child get ready to read is easy! Just do one fun activity each day. Ask your children's librarian for more tips and ideas to promote pre-reading skills in your child.</p> <p><i>This month is brought to you by YSS member Brooke Newberry, Early Literacy Librarian, La Crosse Public Library, La Crosse WI.</i></p>		
Read a book about bedtime.	Tell your child about the day they were born.	Ask your librarian for help finding a book you can sing.	With a ruler or tape measure, find out how tall you are. How tall is your grown up?			


June 2017 Early Literacy Calendar

Sunday	Monday	Tuesday	Wednesday	Thursday	Friday	Saturday
<p style="text-align: center;">Helping your child get ready to read is easy! Just do one fun activity each day. Ask your children's librarian for more tips and ideas to promote pre-reading skills in your child.</p> <p style="text-align: center;"><i>This month is brought to you by YSS member Jenna Gilles-Turner, Children's Assistant, Chippewa Falls Public Library, Chippewa Falls WI.</i></p>			 <p style="text-align: center;">This is a project of the Youth Services Section (YSS) of the Wisconsin Library Association</p>	1 READ	2 WRITE	3 SING
				<p style="text-align: center;">Read a Caldecott Award Winning book - Librarians can help you find one!</p>	<p style="text-align: center;">Draw in dirt / sand / mud together.</p>	<p style="text-align: center;">Make up a song about a parent / guardian phone number or address.</p>
4 PLAY	5 MATH	6 READ	7 SCIENCE	8 PLAY	9 SING	10
<p style="text-align: center;">Do yoga poses together.</p>	<p style="text-align: center;">Count all your family member's fingers.</p>	<p style="text-align: center;">Read a nonfiction book about a favorite animal.</p>	<p style="text-align: center;">Go on a color walk around the house or in your neighborhood.</p>	<p style="text-align: center;">Spray bottles with water are fun! Help wash windows and/or water plants.</p>	<p style="text-align: center;">Sing and dance to an Ella Jenkins CD!</p>	Visit the Library!
11 READ	12 ART	13 PLAY	14 TALK	15 SCIENCE	16 READ	17 WRITE
<p style="text-align: center;">Enjoy a Weston Woods/Scholastic movie together.</p>	<p style="text-align: center;">Cut and/or rip newspapers and magazines together to create an art project.</p>	<p style="text-align: center;">Form an orchestra using kitchen and household objects as instruments.</p>	<p style="text-align: center;">Explore a wordless book together.</p>	<p style="text-align: center;">Rip or cut leaves and flowers to make a colorful nature collage.</p>	<p style="text-align: center;">Find the letters in your name on a cereal box or other package.</p>	<p style="text-align: center;">Use dandelions, cooled fire-charred wood, or other items from nature to color, write, and draw.</p>
18 READ	19 PLAY	20 TALK	21 PLAY	22 SCIENCE	23 SING	24
<p style="text-align: center;">Read a picture book about families.</p>	<p style="text-align: center;">Play dress up/doctor/explorer!</p>	<p style="text-align: center;">Make a healthy snack together!</p>	<p style="text-align: center;">Make a blanket fort and read inside.</p>	<p style="text-align: center;">Plant seeds or native plants outside or in a container.</p>	<p style="text-align: center;">Sing <i>The Wheels on the Bus</i> - make up your own verses, too!</p>	Visit the Library!
25 WRITE	26 SING	27 READ	28 TALK	29 PLAY	30 SCIENCE	
<p style="text-align: center;">Send a postcard to a friend or family member.</p>	<p style="text-align: center;">Enjoy a Jim Gill CD together!</p>	<p style="text-align: center;">Enjoy a book by Vera B. Williams.</p>	<p style="text-align: center;">Smell, feel, and talk about the fruits at home or in a store.</p>	<p style="text-align: center;">What can you build with sticks and natural objects at a local greenspace?</p>	<p style="text-align: center;">Enjoy an activity or science experiment from the parenting science website.</p>	


July 2017 Early Literacy Calendar

Sunday	Monday	Tuesday	Wednesday	Thursday	Friday	Saturday
<p style="text-align: center;">Helping your child get ready to read is easy! Just do one fun activity each day. Ask your children’s librarian for more tips and ideas to promote pre-reading skills in your child.</p> <p style="text-align: center;"><i>This month is brought to you by YSS member Ashley Byers, Head of Youth Services at E.D. Locke Public Library in McFarland, WI</i></p>			 <p style="text-align: center;">This is a project of the Youth Services Section (YSS) of the Wisconsin Library Association</p>			1 ART Take a “looking up” tour outside. Talk about the different cloud forms.
2 SING Pull out the pots and pans. Have a drumming session.	3 PLAY Play “I Spy” with rhymes—example: “I spy something that rhymes with sock.”	4 SCIENCE Cook with children and let them help you follow the recipe.	5 MATH At the grocery store, point out different fruits and vegetables.	6 WRITE Post your child’s name in his or her room. Identify the letters together. Add a photo of him or her	7 READ Tape pictures of familiar items in a room and then have the child find them.	8 <b style="color: #00AEEF;">Visit the Library!
9 MATH Find different –sized jars with lids. Play a matching game.	10 PLAY Incorporate play with literacy. Play restaurant. Have the child scribble down your order.	11 SING Sing the ABC song.	12 ART Make a feely box. Tape different textured materials inside and describe what you feel	13 TALK Point out the letters in your child’s name that you see in signs and billboards round town.	14 SING Singe “Head, Shoulders, Knees and Toes.” Point to the correct body parts.	15 WRITE Involve children as you create a grocery list. Talk about the names of some of the letters and words as you write them.
16 ART Make a scrapbook together after a family event. Let children dictate what to write under the photos.	17 TALK Use words that start with the same letter (alliteration) and help your child to hear the letter sounds—e.g. “Big Bob Bounced a ball”.	18 WRITE Place name cards of family members on the refrigerator. Children can use magnetic letters to spell the names underneath.	19 SCIENCE Read “Apple Pie ABC” by Alison Murray and bake an apple pie to share.	20 SING Sing “The Itsy Bitsy Spider” and add finger actions.	21 READ Read your favorite childhood book to your little one.	22 ART Ask a relative to be a pen pal. Children can draw pictures or copy simple words to mail to the person.
23 MATH Let children help you look up phone numbers. Talk about what you are writing as you jot down names and numbers.	24 READ Help children “read” labels as they shop with you.	24 TALK Read “Flora and the Flamingo”, a wordless lift-the-flap picture book. Describe the scenes.	25 ART Make a card to send to Grandma and Grandpa.	26 READ Read “Hop on Pop” by Dr. Seuss. See how many rhyming words you can think of together.	27 TALK Point out the letters in your child’s name that you see in signs and billboards round town.	28 <b style="color: #00AEEF;">Visit the Library!
30 SING Fill a plastic egg with dry rice. Tape the ends together. Rattle the shaker to music.	31 READ Have your child help you think of other words that start with the same sound as the first letter in their name—like for Megan; milk.					

August 2017 Early Literacy Calendar

Sunday	Monday	Tuesday	Wednesday	Thursday	Friday	Saturday
		1 PLAY	2 READ	3 WRITE	4 SING	5
 <p>This is a project of the Youth Services Section (YSS) of the Wisconsin Library Association</p>		Go outside and build a pretend campfire. Talk about what you would cook over your fire.	Read a story about swimming.	Using uncooked pasta, help your child spell the letters of their name.	Sing a nursery rhyme & do actions to go with it.	Visit the Library!
	6 TALK	7 MATH	8 SCIENCE	9 PLAY	10 READ	11 WRITE
While putting on a swimsuit, say as many words as you can that rhyme with swim.	Go outside at night and count as many stars as you can.	Fill small balloons with water and let your child drop them from up on a step.	Take old mittens, make puppets with them and put on a show.	Read a story about doing something outdoors.	Add food coloring to whipped cream / shaving cream and draw the letters of your name.	Sing "Do-Re-Mi" while touching the part of the body from toes to head.
13 TALK	14 MATH	15 SCIENCE	16 PLAY	17 READ	18 MATH	19 TALK
Take your child grocery shopping and have them help you pick out foods and tell what food they are.	Count the buttons on your clothes.	Cut an apple into pieces and look at the inside. Help your child identify the parts of an apple.	Draw a hopscotch outline on the driveway with sidewalk chalk and teach your child how to play.	Read the book "Not a Box" by A. Portis. Talk about what else a box could be.	Shop for school supplies and have your child count the items you buy.	Read a book about school. What about school excites you?
20 WRITE	21 READ	22 PLAY	23 WRITE	24 SCIENCE	25 TALK	26
Draw on the driveway or sidewalk with sidewalk chalk.	Read a story about the county fair - make animal sounds as you read it!	Ride a bike today.	Look in the kitchen cupboards and find food shaped like circles, squares, triangles or stars.	Mix water and dish soap and let your child blow bubbles with it.	Have your child tell you a story about places they would like to visit.	Visit the Library!
27 READ	28 PLAY	29 SING	30 MATH	31 PLAY	Helping your child get ready to read is easy! Just do one fun activity each day. Ask your children's librarian for more tips and ideas to promote pre-reading skills in your child. <i>This month is brought to you by YSS member Susie Menk, Youth Librarian, Manitowoc Public Library</i>	
Read a story about school.	Make S'mores and talk about what happens to marshmallows when they are heated.	Sing the ABC song loud and soft.	Look at the toys you have and have your child name their shapes.	Play catch with your child today.		

September 2017 Early Literacy Calendar

Sunday	Monday	Tuesday	Wednesday	Thursday	Friday	Saturday
 <p>This is a project of the Youth Services Section (YSS) of the Wisconsin Library Association</p>	<p>Helping your child get ready to read is easy! Just do one fun activity each day. Ask your children's librarian for more tips and ideas to promote pre-reading skills in your child.</p> <p><i>This month is brought to you by YSS member Kymerly E. Pelky, Youth Services, Oneida Community Library</i></p>				1	2 SING
					Get to the Library! It's Library Card Sign-Up Month!	National Piano Month, find piano tunes online and sing with them!
3 TALK	4 PLAY	5 MATH	6 READ	7 TALK	8 WRITE	9 READ
Good Manners Month, practice "Please" and "Thank you."	Labor Day! Dress up in career costumes!	Do puzzles!	National Read a Book Day. 'Nuff said.	This is the 250th day of the year. Make plans for next year: time is running out!	Prelutsky Poetry Day: Compose a haiku together (5-7-5)	Riddle me this: check out a joke book from the library!
10 TALK	11 PLAY	12 MATH	13 WRITE	14 SING	15 SCIENCE	16 SCIENCE
Grandparents Day: Skype with 'em!	National Day of Service: volunteer as a family & make it a game or a challenge!	National Video Game Day: count the houses in your favorite world!	Kids Take Over the Kitchen Day! Write out a recipe!	Sing the Star Spangled Banner (its anniversary is today!)	Brown ground beef or tofu. Taste. Add cumin and peppers. Taste.	Make play dough! (National Play Dough Day!)
17 SCIENCE	18 MATH	19 TALK	20 SING	21 PLAY	22 SCIENCE	23 MATH
Pollution Prevention Week! Rinse plastic jugs & make a scoop & toss game!	Print out a tangram online & make all sorts of things with the cutout pieces!	Talk Like a Pirate Day- Aarg, Matey!	Sing de Colores! Learn your colors!	International Day of Peace: Make a peaceful playdate!	First Day of Fall! Explore leaves outside & find out why they change color!	Glue dried beans onto paper to make your child's initial. Count the beans!
24 WRITE	25 READ	26 PLAY	27 SING	28 WRITE	29 MATH	30 WRITE
National Punctuation Day. Practice. Period.	Banned Book Week: Ask Your Librarian to find you a fantastic banned book!	Go pick apples! A fun way to move & play!	Sing a song of sixpence, which was actually more like 2 1/2 pence...	Good Neighbor Day! Make a 'thinking of you' card for a neighbor!	Read Five Little Monkeys or your favorite Five Little...book. Do the math.	International Translation Day: practice animal words in a different language!


October 2017 Early Literacy Calendar

Sunday	Monday	Tuesday	Wednesday	Thursday	Friday	Saturday
1 PLAY	2 ART	3 READ	4 SCIENCE	5 WRITE	6 MATH	7 TALK
I wonder. Fill a bag or a box with a variety of items. Have your child reach in and touch an item and tell you a story about what that item might be.	Read "The Very Hungry Caterpillar", make props. And retell the story.	Read with your child today. Re-read their favorite book.	Teach your toddler the names of plants and animals outdoors.	Find leaves in different shapes and let your child trace and identify the shapes.	Sing your child direction for how to accomplish a task such as picking up toys or putting away clothes.	As what and why questions that cannot be answered with yes or no.
8 WRITE	9 SING	10 PLAY	11 MATH	12 READ	13 TALK	14
Give your child a piece of empty paper and tell them to "write" you a story about their day.	Make up a song about whatever catches your child's interest.	Imitate your baby's gestures. Repeat the sounds your baby makes, having a back and forth conversation with him.	Collect pairs of objects. Hold both and ask "Which one is mine? Which one belongs to you?" Then sort into two piles	Read books with animals and say the sounds together.	Talk about your feelings through the day. Add new words for familiar feelings. Distressed vs. Angry.	Visit the Library!
15 MATH	16 PLAY	17 ART	18 SING	19 SCIENCE	20 TALK	21 PLAY
Take a walk outside. Count the number of leaves you see on your walk.	Choose a doll or stuffed animal and its bed, that will become a regular part of a bedtime routine.	Put a couple drops of paint in a plastic baggie and then seal.. Let your child draw on the baggie.	Substitute silly words into familiar songs, like "Wheels on the Bus".	Choose a nonfiction book from the library to help your child learn about their favorite animal.	Babbling is important for baby. Have a baby-talk conversation.	Point out pictures in a book and then find that object in the house or yard.
22 SING	23 READ	24 PLAY	25 MATH	26 PLAY	27 SCIENCE	28
Sing the same song many times. Repetition is good for you child's brain.	Read an informational/non-fiction book together.	Create a bedtime routine. What does teddy need to do to get ready for bed?	Look at pumpkins in the store or at your home. Sort pumpkins by size, color or shapes.	Bang on a pot, hit wooden spoons together, make your own shakers.	Sing or chant the rhyme "Pat-a-Cake" while you mix 6T of flour and a little water. Stir and knead the dough. Play with the dough.	Visit the Library!
29 READ	30 ART	31 PLAY		<p>Helping your child get ready to read is easy! Just do one fun activity each day. Ask your children's librarian for more tips and ideas to promote pre-reading skills in your child.</p> <p><i>This month is brought to you by YSS member Karen Wendt. Youth Services Coordinator at Monona Public Library, Monona, WI</i></p>		
Read a poem with your child. Make up poems together.	Cut an old pool noodle into segments and let your child create sculptures with them.	Use your hands when you sing songs. Hand motions fascinate children.				




This is a project of the Youth Services Section (YSS) of the Wisconsin Library Association

November 2017 Early Literacy Calendar

Sunday	Monday	Tuesday	Wednesday	Thursday	Friday	Saturday
<p style="text-align: center;">Helping your child get ready to read is easy! Just do one fun activity each day. Ask your children's librarian for more tips and ideas to promote pre-reading skills in your child.</p> <p style="text-align: center;"><i>This month is brought to you by YSS member Claire Parrish, Public Services Director, Rice Lake Public Library, Rice Lake WI.</i></p>			1 SING	2 MATH	3 SCIENCE	4
			Change the words to your favorite song to make it silly.	Ask your child about the different shapes they see when you're outside.	Mix paints and talk about the new colors!	Visit the Library!
5 READ	6 PLAY	7 READ	8 MATH	9 WRITE	10 SING	11 WRITE
Read Hungry Johnny by Cheryl Minnema to celebrate Native November.	Put toys in a bag and have your child reach in and guess what they are.	Go to a family storytime.	Count how many trees in your yard still have leaves.	Attach a crayon to your child's favorite toy car and have them practice writing letters.	Celebrate the 46th year of Sesame Street!	Put shaving cream on the side of the tub at bath time and practice writing letters.
12 TALK	13 PLAY	14 READ	15 SCIENCE	16 MATH	17 TALK	18
Talk about the unusual words you find in a story.	Hang string/streamers from a table and create a carwash!	Read a book that rhymes.	Build a tower with blocks. How high can you go?!	Talk about ingredients and measuring as you cook for dinner.	As you walk around the grocery store, ask your child to identify different items.	Celebrate M-i-c-k-e-y M-o-u-s-e's birthday!
19 PLAY	20 SCIENCE	21 WRITE	22	23 PLAY	24 TALK	25 MATH
Do finger plays to build muscles needed for writing.	Have your child sort laundry by colors.	Create a list of things you are thankful for.	Visit the Library!	Stand like a flamingo! Use animals to inspire different stretches and movements.	Turkey starts with "t". What other words start with the "t" sound?	Count how many types of food you have for dinner.
26 READ	27 TALK	28 SING	29 MATH	30 WRITE		
Read a wordless book and have the child tell the story.	Talk about what a pile of leaves feels/sounds/looks like	Sing, Sing, Sing!	Count the number of books you have in the house. You can never have too many!	Have your child sign all their artwork to practice their name.		 <p style="font-size: small;">This is a project of the Youth Services Section (YSS) of the Wisconsin Library Association</p>

December 2017 Early Literacy Calendar

Sunday	Monday	Tuesday	Wednesday	Thursday	Friday	Saturday
 <p>This is a project of the Youth Services Section (YSS) of the Wisconsin Library Association</p>	<p>Helping your child get ready to read is easy! Just do one fun activity each day. Ask your children's librarian for more tips and ideas to promote pre-reading skills in your child.</p> <p><i>This month is brought to you by YSS member. Jodi Kiffmeyer, Library Assistant, Rice Lake Public Library, Rice Lake, WI</i></p>				1 PLAY	2
					Play music and become a marching band using instruments created from household objects.	Visit the Library!
3 READ	4 MATH	5 SING	6 WRITE	7 ART	8 SCIENCE	9 PLAY
Read your favorite winter books.	Count the number of birds you see outside your window in 10 minutes	Make up a tune for one of Pete the Cat's songs.	Fill a cookie sheet with rice and help children write letters in it.	Ask your child to illustrate a scene from their favorite story.	Place common household objects in a paper bag and guess what they are by touch.	Take a walk outside and waddle like penguins.
10 SING	11 ART	12 MATH	13 SCIENCE	14 TALK	15 MATH	16
Make up new words to a familiar tune.	Create artwork and turn a room in your house into a museum.	Walk around the house and look for different shapes.	Ask "what if" questions. Help child guess ("hypothesize") the answers if they don't know.	Have your child help prepare dinner and explain each step of the process.	Bake cookies and count the measurements together.	Visit the Library!
17 WRITE	18 TALK	19 READ	20 SING	21 PLAY	22 MATH	23 TALK
Check out a wordless picture book and help your child write a story to go with it.	Practice talking on the phone, including good manners.	Read a Dr. Seuss book and name the rhyming words.	Sing your favorite holiday or winter song.	Make a cozy "den" out of blankets and pretend to be polar bears.	Line up your stuffed animals by size, smallest to largest.	Choose a letter of the alphabet. Take turns naming words that begin with that sound.
24 SCIENCE	25 SING	26 ART	27 WRITE	28 READ	29 PLAY	30 MATH
Bring snow inside and see how long it takes to melt in different rooms of the house.	Give a concert! Take turns singing your favorite songs in front of family.	Cut pictures from an old magazine and make a collage.	Keep a journal—in words or pictures—of today.	Read a book that you read as a child.	Make a vehicle out of boxes.	Practice the New Year countdown: "Ten, nine, eight...!"
31 TALK						
Talk about your favorite memories from 2017!						